



LET'S RYTLÉ CITIES.



REVOLUTION & EVOLUTION



MORE ECOLOGICAL // MORE FLEXIBLE // MORE TRANSPARENT // MORE RELIABLE // MORE ECONOMICAL

THE RYTLE STORY

With vision and a pioneering spirit, RYTLE played a key role in shaping the innovative (r)evolution for logistics in inner cities in 2017 – to redesign and change processes.

Thanks to consistent further developments, the joint venture between KRONE Commercial Vehicle Group and Orbitak AG is now one of the 'game changers' in urban logistics.

This start-up stands for electrified cargo bikes and integrated concepts with passion and enthusiasm. Several thousand RYTLE cargo bikes are already saving costs and emissions in the delivery processes over the last mile worldwide.



LET'S RYTLE
CITIES.

ENDLESS POSSIBILITIES
- WHEN ARE YOU READY
TO RYTLE?

LET'S HAVE
A LOOK ...



RYTLE TriLiner

**Robust, agile,
nippy and proven:**

The TriLiner is the first choice for efficient delivery of letters, small consignments, groceries, skilled trades equipment and much more – right down to the final metre!



TriLiner – EFFICIENT TRANSPORT

With the electric starting aid and support up to 25 km/h, load transport becomes comfortable and stress-free. The good ratio of energy used over heavy-load transport and the flexibility in road traffic make inner-city or internal delivery easy and efficient.

Spatial and temporal restrictions such as low-pollution zones, road closures, traffic jams, quiet zones and limited parking are no longer relevant.

The TriLiner offers a quiet and almost emission-free delivery – directly to the handover at the front door or point of use.

**The TriLiner
can be configured
as required with load
carriers and motors.**

**The perfect combina-
tion of EFFICIENCY &
LOAD TRANSPORT
right down to the last
few metres.**



**Robust aluminium frame //
Easy access // Bearing capacity
up to 205 kg // Volume up to 0.7 m³ //
Electrical support up to 25 km/h //
Replacement battery
designed for a long lifetime**

TriLiner FEATURES

Motor

Start aid up to 6 km/h, support in five stages up to 25 km/h and motor positioning as front, middle or rear option

Loading & Volume

Up to 205 kg, depending on load capacity from 0.3-0.7m³

Seat post

Height-adjustable and spring-loaded

Hitch

Optional for a trailer

Colour & Design

Individual frame and box design on request in corporate design

Load carrier & Load pick-up

Soft box, aluminium box or individual superstructures – Quick & easy system for rapid changes, platform for further applications

Frame

Heavy-duty aluminium frame with low entry, AL 6061, 38 mm CrMo fork

Brakes

3 x reliable disc brakes plus 2 x separate parking brakes

Gear shift


Multi-speed hub gear

Lighting

High-quality LED lights for maximum safety

Battery

Replaceable LiFePO₄-technology battery with a very high safety standard and long lifetime, Plug-and-play system



FRONT HUB MOTOR // MID-ENGINE // REAR DUAL HUB MOTOR

RYTLE MovR3

**Faster, more
versatile, smarter**

Larger volumes delivered safely and securely – The MovR3: sustainable delivery of medication, groceries and parcels.

The vehicle is ideally suited for branch deliveries, transport of skilled trades equipment and e-commerce. Cycle paths and low-speed zones are its terrain.

MovR3 – THE SMART MOVE

The new generation of the popular e-cargo bike from RYTLE offers even more protection, comfort and flexibility. The full-suspension vehicle ensures smoother driving behaviour and offers greater safety and agility as well as access on both sides. Motorcycle components ensure enhanced quality and superior robustness. The LED lighting system and indicators increase road safety.

Nevertheless, the MovR3 remains an agile cargo bike that can travel in the tightest of spaces while moving back and forth. The manoeuvrable cargo bike with a 370 kg maximum payload is a customer's favourite. Its back-up function makes the MovR3 particularly agile.

The patented loading bay in the back including the electrically-operated pallet fork makes room for modularity: MovR3 can accommodate both the interchangeable RYTLE BOX on rollers as well as the standard Euro pallet.

**MAY do everything
a classic bike does,
CAN do much more
than a conventional
cargo bike.**



**Full-suspension rugged frame //
Exchange box on castors //
Euro pallet standard dimensions //
Total load up to 370 kg // Volume up
to 1.8 m³ // Electrical support up
to 25 km/h // Replaceable battery
with long lifetime**

MovR3 FEATURES

Battery

2 x exchangeable batteries, LiFePO4-technology with very high security and long lifetime, Plug-and-play system, compartments for 2 x optional spare batteries

Motor

Dual rear wheel hub, start aid up to 6 km/h, support in five stages up to 25 km/h, 2 x 125 W nominal power, max. torque 2 x 113 Nm

Loading & Volume

Up to 370 kg, up to 1.8 m³

Indicators

Front and rear indicators embedded in the mirror glass

Brakes

4 x reliable disc brakes plus 1 x parking brake

Suspension

Full-suspension vehicle, seat post suspension

GRP cladding

Weather protection, easily repairable

Lighting

High-quality LED lighting system for maximum safety

Colour and design

Individual GRP cladding and box on request in corporate design; foiling also as advertising space

Mounting

Entry and exit on both sides

Loading bay & Load carrier

Electric pallet fork in the rear, loading bay in standard Euro pallet dimensions, modular mounting of the load carrier, e.g., RYTLE BOX or Euro pallet



RYTLE SP 26



Powerful front-wheel drive paired with agility and liveliness:

The SP 26 accurately delivers small loads such as letters and small items to tight delivery spots. The reliable single-track vehicle is a perfect entry-level model or addition to complete a fleet.

SP 26 – SOLID & AGILE

The single-track cargo bike is robustly designed for continuous use all-year-round. With a multi-speed gear hub, start aid and the powerful wheel hub motor at the front, the SP 26 can be used for delivery to the tightest urban areas or in internal goods traffic while manoeuvring smoothly and without compromise.

The cargo bike impresses with its strong road-holding. With adaptive and permanently installed extension and loading systems, it can be configured to meet special needs.

The proven F400 load carrier is optionally available for the SP 26. Its durability and roller feature offers particularly safe loading and unloading.

**STABILITY meets
AGILITY: extreme
manoeuvrability with
a solid payload.**



**Durable aluminium frame //
Easy access // Payload up to 145 kg //
Electrical support up to 25 km/h //
Powerfull replacement battery
designed for year-round
continuous usage**

SP 26 FEATURES

Motor

Front wheel hub motor, front engine with start aid up to 6 km/h, support in five stages up to 25 km/h

Battery

Replacement battery, Plug-and-play system, LiFePO4-technology, high safety standard, long lifetime

Carrying capacity

Up to 145 kg

Gear shift

Multi-speed hub gear

Frames

Durable aluminium frame with low entry

F400 load carrier

Proven option including castors for a secure stand and easy loading and unloading

Lighting

High-quality LED lights for maximum safety

Colour & Design

Customised frame design on request in corporate design

Load carrier &

Load pick-up

Firmly connected to the frame according to your wishes

Brakes

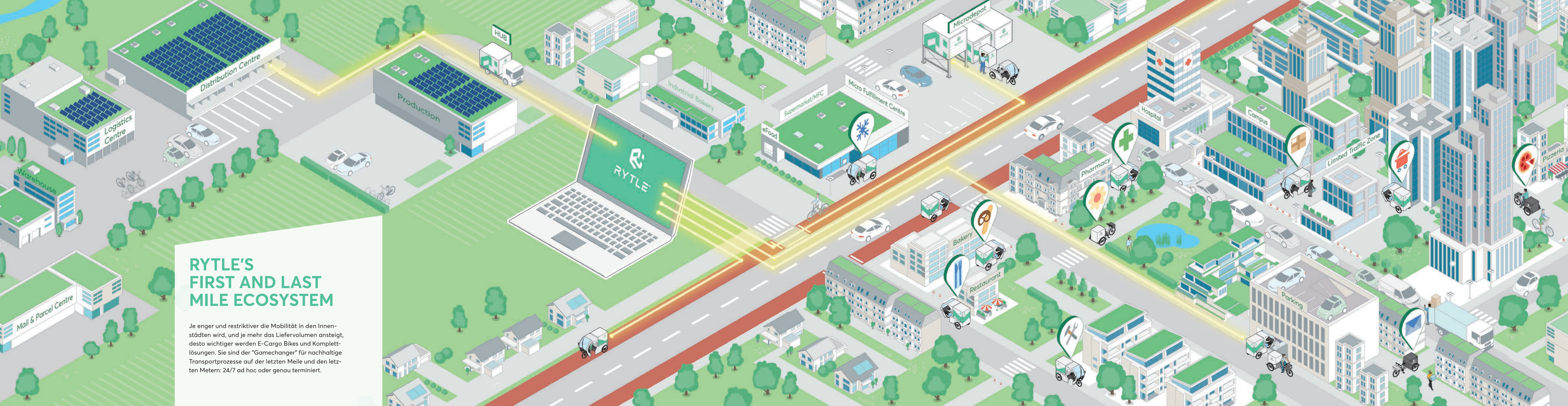
2 x reliable disc brakes plus 1 x parking brake



LET'S ENTER
THE CITY.



LET'S DISCUSS
YOUR DEMAND
FOR RYTL.



RYTLE'S FIRST AND LAST MILE ECOSYSTEM

Je enger und restriktiver die Mobilität in den Innenstädten wird, und je mehr das Liefervolumen ansteigt, desto wichtiger werden E-Cargo Bikes und Komplettlösungen. Sie sind der "Gamechanger" für nachhaltige Transportprozesse auf der letzten Meile und den letzten Metern: 24/7 ad hoc oder genau terminiert.



30% FASTER & MORE SUSTAINABLE THAN A VAN // 90% CLOSER TO THE DOOR

THE RYTLE CONCEPT SOLUTION

Created by experts: the comprehensive, networked transport concept. It combines a mobile micro depot, e.g., the RYTLE HUB, the e-cargo Bike RYTLE MovR3 including the RYTLE BOX with exchange function and the smart RYTLE OS software.

Relevant logistical standard dimensions are consistently considered in the overall concept: The internal dimensions of RYTLE BOX on rollers and the pallet fork are adapted to the standard Euro pallet dimensions. Pre-assembled BOXes of the MovR3 can be stored within the

10-foot RYTLE HUB. This hydraulically self-contained and swappable body in half container format can be integrated into the cityscape both economically and ecologically. Alternatively, micro depots or storage locations can be integrated to avoid repacking.

As an integrated solution, the overall concept of RYTLE offers an even shorter payback period. Networked and coordinated components and processes offer last-mile time and cost savings.



THE RYTLE OS SOFTWARE

RYTLE OS software focuses on digital asset transparency to keep all stakeholders up to date in real time. Hardware components feature a state-of-the-art telematics unit with sensors. Continuously updated information is transmitted to the server via radio signals and evaluated there. Live tracking

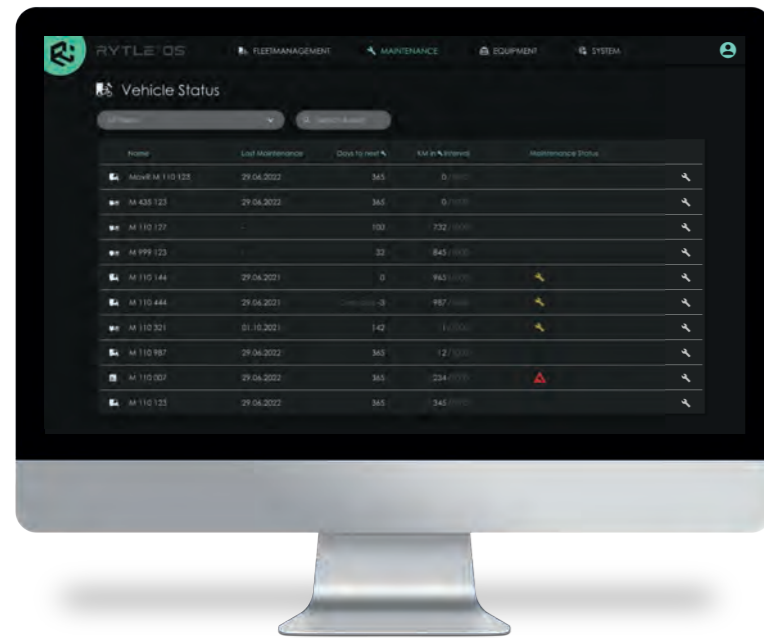
allows you to calculate, for example, how long the vehicle needs to reach a specific receiving location.

The data pool is supplemented with routes driven in the legally defined area, the status of the engine and related components and other individually relevant information.

RYTLE OS

The software does not only ensure complete transparency by delivering real-time data – the provision and processing of smart data also offers a reliable basis for planning and optimisation.

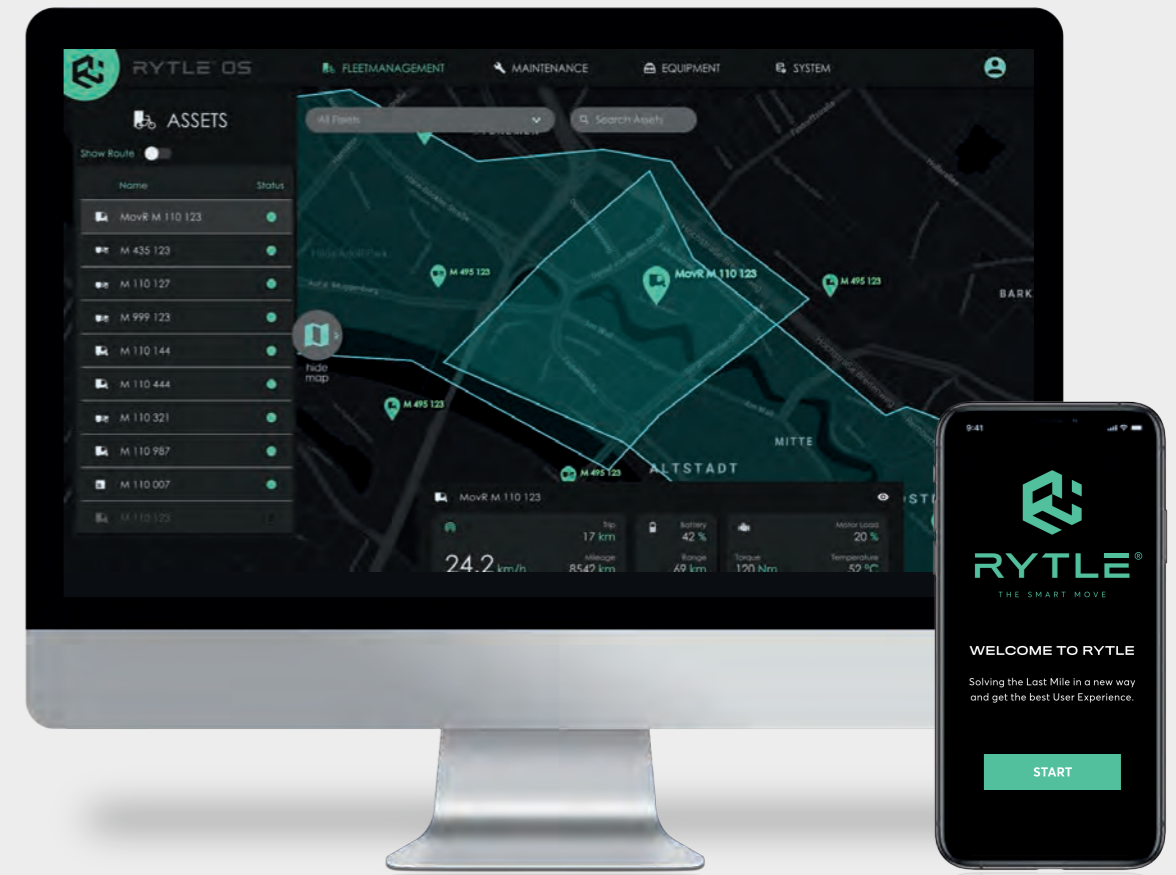
LET'S RYTLE SMART.



OPTIMISED PROCESSING

Smart data analysis provides a reliable basis for decision-making for optimising delivery processes, including efficient route and route planning and Zero downtime.

All information can be viewed directly via the RYTLE user interface or integrated into existing systems via the interface.



FINANCIAL OPTIONS

We at RYTLE are convinced that anyone who integrates sustainable solutions into economic concepts will ensure its competitiveness at the European and global level. To deliver economic added value to our customers, we not only produce high-quality and durable products and solutions – we support you with attractive rental and financing models through our partner networks.



SUPPORT & AFTER SALES

Time is money – and nothing is worse than downtime and the resulting losses. Our services extend far beyond the delivery of innovative, high-quality products and solutions.

Thus, we offer professional service and support for maximum asset availability.



Purchase promotions

Sustainable solutions are starting to get rewarded: In more and more countries, our products are eligible for funding as part of investment projects within the field of energy and resource efficiency.



Getting started with rental offers

Would you like to enjoy the many advantages of RYTLE solutions? Enter the RYTLE world and rent our vehicles for a defined period of 36, 48 or 60 months.



Financing solution

Whether rent purchase or leasing, our financial partners offer our customers transparent and tailored financing solutions.



RYTLE Service

Whether custom maintenance or quick help, we agree on individual service and maintenance concepts. We respond to your inquiries via our service hotline.



RYTLE Train-the-Trainer

We train your employees or service partners at our locations or on site. In doing so, we convey the basics and solid know-how for predictive maintenance.



RYTLE After Sales

We maintain your fleet! With immediate spare parts deliveries, tailored packages as part of fleet solutions and a high availability of all components, we make sure your RYTLE fleet is always ready for usage.



GLOBAL OPERATIONS

RYTLE has the know-how and expertise to understand and implement scalable logistical processes. The CEP (courier express) service provider will find the right solution for them, as will pharmacies, craft and commercial businesses. Wholesalers and retailers trust RYTLE products for branch supply or direct delivery. They are integrated into the overall logistics concept or available as a stand-alone solution for a wide range of applications.

Since 2017, RYTLE has seen itself as part of the mobility revolution of inner-city delivery. Customers worldwide rely on efficient and sustainable transport solutions. Thousands of RYTLE e-cargo bikes have been in use around the world for several years and will shape cityscapes even more in the future.

The tailor-made combination of sophisticated hardware and smart software creates a networked future-oriented system with potential. Improvements can be directly implemented in real time.

AN EXAMPLE OF RYTLE CITIES IN ACTION:

- Bremen // Oslo // Bonn // Groningen // Copenhagen // Rotterdam // Hamburg // Bogota // London // Tokyo // Toronto // New York // Montreal // Miami // Vienna // Paris // Singapore // Strasbourg // Brussels // Portland // Munich // Amsterdam**

... MORE CITIES TO COME. LET'S HAVE A LOOK ...



THE RYTLE MOVIE



THE VISIT OF MARIE GOMEZ

The likeable radio and television presenter and sustainability expert Marie Gomez visited RYTLE in Bremen, and she posed key questions about the sustainability of last mile inner-city delivery. It took a long and exciting day to answer them all. We created a very special film format from these mobility revolution topics.

Marie Gomez meets management, developers and the people behind RYTLE and finds out why there is so much future potential in smart products and solution concepts. During her visit to the Hanseatic city, she learns that we can make

the last mile in transport logistics more sustainable, ecological and efficient. Marie Gomez wraps up her day with a summary:

'With innovative solutions such as RYTLE, we are definitely on the right track to meet the last-mile challenges.'

LET'S HAVE
A LOOK ...





RYTLE

RYTLE
THE SMART MOVE



RYTLE®

THE SMART MOVE

www.rytle.com // info@rytle.com // Tel. +49 421 830 62 0

Member of:



**RADLOGISTIKVERBAND
DEUTSCHLAND**

Multiple awards:

